



(1)(a) STATEMENT SHOWING SHAREHOLDING PATTERN IN CLAUSE-35

NAME OF THE COMPANY: SESA GOA LIMITED		Name of the Scrip:	
SCRIP CODE:	500295		
Class of Security:			
QUARTER ENDED:	30/06/2013		
		As a % of total no. of partly paid-up shares	As a % of total no. of shares of the Company.
Partly paid-up shares			
Held by promoter/promoter group	0	0	0
Held by Public	0	0	0
Total:	0	0	0
		As a % of total no. of shares of the Company assuming full conversion of the convertible securities	
Outstanding convertible securities:		As a % of total no. of outstanding convertible securities.	
Held by promoter/promoter group	0	0	0
Held by Public	0	0	0
Total:	0	0	0
		As a % of total no. of shares of the Company, assuming full conversion of warrants	
Warrants:		As a % of total no. of warrants	
Held by promoter/promoter group	0	0	0
Held by Public	0	0	0
Total:	0	0	0
Total paid-up capital of the Company, assuming full conversion of warrants and convertible securities	869101423	0	100.00%



M

CATEGORY CODE	CATEGORY OF SHAREHOLDER	NO OF SHAREHOLDERS (iii)	TOTAL NUMBER OF SHARES (iv)	NO OF SHARES HELD IN DEMATERIALIZED FORM (v)	TOTAL SHAREHOLDING AS A % OF TOTAL NO OF SHARES		SHARES PLEDGE OR OTHERWISE ENCUMBERED		
					AS a PERCENTAGE of (A+B) (vi)	As a PERCENTAGE of (A+B+C) (vii)	NUMBER OF SHARES (viii)	AS a PERCENTAGE (IX)=(VIII)/(IV)*100	
(i)	(ii)								
(A)	PROMOTER AND PROMOTER GROUP								
(1)	INDIAN								
(a)	Individual /HUF	0	0	0	0.00	0.00	0	0.00	0.00
(b)	Central Government/State Government(s)	0	0	0	0.00	0.00	0	0.00	0.00
(c)	Bodies Corporate	0	0	0	0.00	0.00	0	0.00	0.00
(d)	Financial Institutions / Banks	0	0	0	0.00	0.00	0	0.00	0.00
(e)	Others	0	0	0	0.00	0.00	0	0.00	0.00
	Sub-Total A(1) :	0	0	0	0.00	0.00	0	0.00	0.00
(2)	FOREIGN								
(a)	Individuals (NRIs/Foreign Individuals)	0	0	0	0.00	0.00	0	0.00	0.00
(b)	Bodies Corporate	3	479113619	479113619	55.13	55.13	0	0.00	0.00
(c)	Institutions	0	0	0	0.00	0.00	0	0.00	0.00
(d)	Qualified Foreign Investor	0	0	0	0.00	0.00	0	0.00	0.00
(e)	Others	0	0	0	0.00	0.00	0	0.00	0.00
	Sub-Total A(2) :	3	479113619	479113619	55.13	55.13	0	0.00	0.00
	Total A=A(1)+A(2)	3	479113619	479113619	55.13	55.13	0	0.00	0.00
(B)	PUBLIC SHAREHOLDING								
(1)	INSTITUTIONS								
(a)	Mutual Funds /UTI	34	1761124	1757044	0.20	0.20			
(b)	Financial Institutions /Banks	55	15257036	15228316	1.76	1.76			
(c)	Central Government / State Government(s)	0	0	0	0.00	0.00			
(d)	Venture Capital Funds	0	0	0	0.00	0.00			
(e)	Insurance Companies	5	19348543	19244543	2.23	2.23			
(f)	Foreign Institutional Investors	310	237272027	237263227	27.30	27.30			
(g)	Foreign Venture Capital Investors	0	0	0	0.00	0.00			
(h)	Qualified Foreign Investor	0	0	0	0.00	0.00			
(i)	Others	0	0	0	0.00	0.00			
	Sub-Total B(1) :	404	273638730	273493130	31.49	31.49			



NG

CATEGORY CODE	CATEGORY OF SHAREHOLDER	NO OF SHAREHOLDERS (III)	TOTAL NUMBER OF SHARES (IV)	NO OF SHARES HELD IN DEMATERIALIZED FORM (V)	TOTAL SHAREHOLDING AS A % OF TOTAL NO OF SHARES		SHARES PLEDGE OR OTHERWISE ENCUMBERED	
					AS a PERCENTAGE of (A+B) (VI)	As a PERCENTAGE of (A+B+C) (VII)		
(I)	(II)	(III)	(IV)	(V)	(VI)	(VII)	(VIII)	(IX)=(VIII)/(IV)*100
(2)	NON-INSTITUTIONS							
(a)	Bodies Corporate	2024	12743216	11489412	1.47	1.47		
(b)	Individuals							
	(i) Individuals holding nominal share capital upto Rs.1 lakh	242008	95403063	77186452	10.98	10.98		
	(ii) Individuals holding nominal share capital in excess of Rs.1 lakh	17	4732087	4732087	0.54	0.54		
(c)	Others							
	FOREIGN BODIES	2	7794	7794	0.00	0.00		
	DIRECTORS	2	3340	3340	0.00	0.00		
	NON RESIDENT INDIANS	3102	1941405	1880161	0.22	0.22		
	CLEARING MEMBERS	345	885010	885010	0.10	0.10		
	TRUSTS	21	633159	631079	0.07	0.07		
(d)	Qualified Foreign Investor	0	0	0	0.00	0.00		
	Sub-Total B(2) :	247521	116349074	96815335	13.39	13.39		
	Total B=B(1)+B(2) :	247925	389987804	370308465	44.87	44.87		
	Total (A+B) :	247928	869101423	849422084	100.00	100.00		
(C)	Shares held by custodians, against which Depository Receipts have been issued							
(1)	Promoter and Promoter Group							
(2)	Public	0	0	0	0.00	0.00		
	GRAND TOTAL (A+B+C) :	247928	869101423	849422084	100.00	100.00	0	0.00

SESA GOA LIMITED

C. D. CHITNIS
SECRETARY & AVP LEGAL

N...

Statement showing holding of securities (including shares, warrants, convertible securities) of persons belonging to the category "Promoter and Promoter Group"																	
Sr.No	Name of the Shareholder	Details of Shares held			Encumbered shares (*)			Details of Warrants			Details of convertible securities		Total Shares (including underlying shares assuming full conversion of warrants and convertible securities) as a % of diluted share capital				
		No. of Shares held (III)	As a % of grand total (A)+(B)+(C) (IV)	Pledge Shares (V)	AS a percentage (VI)=(V)/(III)*100 (VI)	AS a % of grand total (A) + (B) + (C) of sub-clause (I)(a) (VII)	Number of warrants held (VIII)	As a % total number of warrants the same class (IX)	Number of convertible securities held (X)	As a % total number of convertible securities of the same class (XI)							
1	FINSIDER INTERNATIONAL COMPANY LIMITED	401496480	46.20	0	0.00	0.00	0	0.00	0	0.00	0	0.00	0	0.00			46.20
2	WESTGLOBE LIMITED	44343139	5.10	0	0.00	0.00	0	0.00	0	0.00	0	0.00	0	0.00			5.10
3	TWINSTAR HOLDINGS LIMITED	33274000	3.83	0	0.00	0.00	0	0.00	0	0.00	0	0.00	0	0.00			3.83
	TOTAL :	479113619	55.13	0	0.00	0.00	0	0.00	0	0.00	0	0.00	0	0.00			55.13




Am

(l)(c) Statement showing holding of securities (including shares, warrants, convertible securities) of persons belonging to the category "Public" and holding more than 1% of the total number of shares									
Sr.No.	Name of the shareholder	Number of shares held	Shares as a percentage of total number of shares (i.e., Grant total (A)-(B)+(C) indicated in Statement at para (l)(a) above)	Details of warrants		Details of convertible securities		Total shares (including underlying shares assuming full conversion of warrants and convertible securities) as a % of diluted share capital)	
				Number of warrants held	As a % total number of warrants of the same class	Number of convertible securities held	% w.r.t total number of convertible securities of the same class		
1	FRANKLIN TEMPLETON INVESTMENT FUNDS	85073669	9.79	0	0.00	0	0.00	9.79	
2	TEMPLETON EMERGING MARKETS INVESTMENT TRUST PLC	20990989	2.42	0	0.00	0	0.00	2.42	
3	STICHTING PENSIOENFONDS ABP	15907716	1.83	0	0.00	0	0.00	1.83	
4	EMPLOYEES PROVIDENT FUND MANAGED BY FRANKLIN TEMPLETON ASSET MANAGEMENT MALAYSIA SDN. BHD.	8963244	1.03	0	0.00	0	0.00	1.03	
TOTAL :		130935618	15.07	0	0.00	0	0.00	15.07	




MA

(f)(c)(iii)	Statement showing holding of securities (including shares, warrants, convertible securities) of persons (together with PAC) belonging to the category "Public" and holding more than 5% of the total number of shares of the company						
	Name(s) of the shareholder(s) and the Persons Acting in Concert (PAC) with them	Number of shares held	Shares as a percentage of total number of shares {i.e., Grant total (A)+(B)+(C) indicated in Statement at para (l)(a) above}		Details of warrants		Total shares (including underlying shares assuming full conversion of warrants and convertible securities) as a % of diluted share capital)
			Number of warrants held	As a % total number of warrants of the same class	Number of convertible securities held	% w.r.t total number of convertible securities of the same class	
1	FRANKLIN TEMPLETON INVESTMENT FUNDS	85073669	9.79	0	0.00	0	0.00
	TOTAL :	85073669	9.79	0	0.00	0	0.00



Handwritten signature or mark.

STATEMENT SHOWING DETAILS OF LOCKED-IN SHARES"			
(i)(d)			
Sr.No.	Name of the shareholder	Number of locked-in shares	Locked-in shares as a (%) percentage of total number of shares {i.e, Grand Total (A)+(B)+(C) Indicated in Statement at para (i)(a) above}
			Promoter/Promoter Group/Public
TOTAL :		0	0




W...

STATEMENT SHOWING DETAILS OF DEPOSITORY RECEIPTS (DRS)			
(II)(a)			
		Number of outstanding DRs	Number of shares underlying outstanding DRs
Sr.No.	Type of outstanding DR (ADRs,GDRs,SDRs,etc.)		Shares underlying outstanding DRs as a percentage of total number of shares (i.e., Grand Total (A)+(B)+(C) indicated in Statement at Para(I)(a) above}
		0	0
TOTAL :		0	0



Handwritten signature



Statement showing Holding of Depository Receipts (DRs), where underlying shares held by "Promoter/Promoter group" are in excess of 1% of the total number shares.				
(II)(b)				
	Name of the DR Holder	Type of outstanding DR (ADRs, GDRs, SDRs, etc.)	Number of shares underlying outstanding DRs	Shares underlying outstanding DRs as a percentage of total number of shares (i.e., Grand Total (A)+(B)+(C) indicated in Statement at para(I)(a) above)
Sr.No.				
			0	0
TOTAL :				0

am